



District Report Card: 2017


State: Gujarat	District: Patan
Class: 8	Subject: Science
Schools: 51	Students: 1310


Participation/Coverage


Students

GENDER 	Boys		Girls	
	Number	%	Number	%
	778	59.39	532	40.61

AREA 	Rural		Urban	
	Number	%	Number	%
	1175	89.69	135	10.31

CATEGORY 	SC		ST		OBC		GEN	
	Number	%	Number	%	Number	%	Number	%
	112	8.55	11	0.84	1045	79.77	142	10.84

CWSN 	LD	VI	HI	S&LD	ID	Oth
	4	32	0	5	0	4

Management 	Government		Government-aided	
	Number	%	Number	%
	1256	95.88	54	4.12

Average Performance of Students in Science (%)

Overall	Gender		Area		Management		Social Group			
	Male	Female	Rural	Urban	Govt.	Aided	SC	ST	OBC	GEN
51.57	52.58	50.10	52.10	46.96	52.28	35.19	51.07	63.64	50.88	56.15

Performance on Learning Outcomes (LOs)

Learning Outcomes	Description	Average Performance(%)
SCI703	Classifies materials and organisms based on properties/characteristics	54.10
SCI704	Conducts simple investigation to seek answers to queries	41.92
SCI705	Relates processes and phenomenon with causes	47.27
SCI708	Measures and calculates e.g., temperature; pulse rate; speed of moving objects; time period of a simple pendulum, etc.	60.31
SCI710	Plots and interprets graphs	37.97
SCI711	Constructs models using materials from surroundings and explains their working	48.59
SCI801	Differentiates materials, organism and processes	58.46
SCI804	Relates processes and phenomenon with causes	50.31
SCI805	Explains processes and phenomenon	45.45
SCI807	Measures angles of incidence and reflection, etc.	44.66
SCI811	Applies learning of scientific concepts in day-to-day life	52.89
SCI813	Makes efforts to protect environment	68.09

Range of Performance of Students who Answered Correctly							
Below 30%		30% - 50%		50% - 75%		Above 75%	
Number	%	Number	%	Number	%	Number	%
246	18.78	369	28.17	504	38.47	191	14.58

Lowest Performing Learning Outcomes (LOs)

- 1 - Plots and interprets graphs (37.97)
- 2 - Conducts simple investigation to seek answers to queries (41.92)
- 3 - Measures angles of incidence and reflection, etc. (44.66)
- 4 - Explains processes and phenomenon (45.45)
- 5 - Relates processes and phenomenon with causes (47.27)